

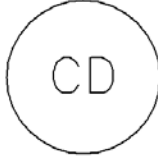

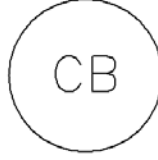
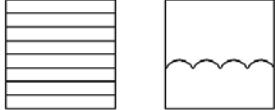
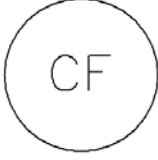


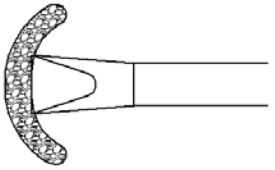

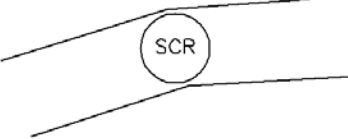















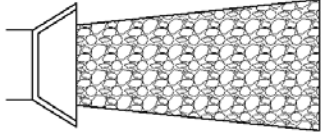

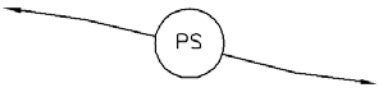






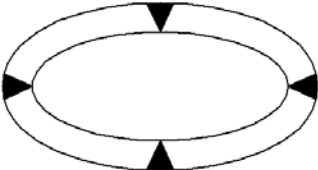


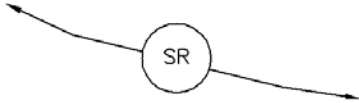

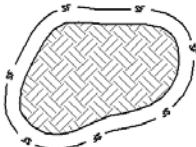
Construction BMP Plan Symbols

<u>TITLE</u>	<u>KEY</u>	<u>SYMBOL</u>
BRUSH BARRIER		
CHECK DAM		
COMPOST BLANKET AND BERMS		
CONSTRUCTION FENCE		
CULVERT INLET PROTECTION		
STABILIZED CONSTRUCTION ROADWAY		
CONCRETE WASHOUT AREA		
DIVERSION DITCHES/CHANNELS		


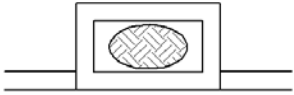

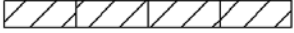



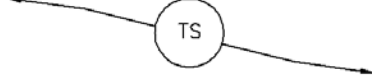



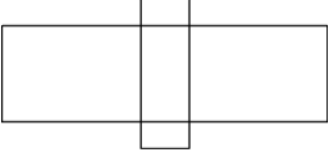

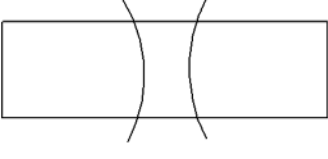

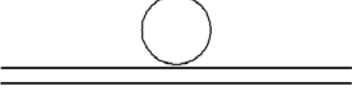
Construction BMP Plan Symbols

<u>TITLE</u>	<u>KEY</u>	<u>SYMBOL</u>
DEWATERING OPERATIONS		
EARTH DIKES AND DRAINAGE SWALES		
EROSION CONTROL BLANKET		
INLET PROTECTION		
MULCHING		
OUTLET PROTECTION		
PERMANENT SEEDING		
REINFORCED CHECK DAM		


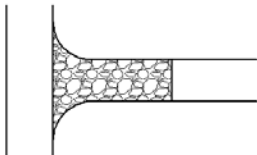

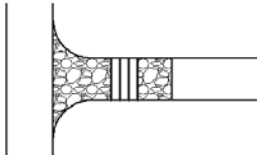

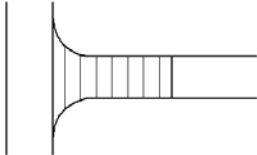
Construction BMP Plan Symbols

<u>TITLE</u>	<u>KEY</u>	<u>SYMBOL</u>
ROCK SOCKS	RS	
ROUGH CUT STREET CONTROL	RCS	
SEDIMENT BASIN	SB	
SEDIMENT CONTROL LOG	SCL	
SILT FENCE	SF	
SURFACE ROUGHENING	SR	
STABILIZED STAGING AREA	SSA	
STOCKPILE MANAGEMENT W/ PROTECTION	SP	

Construction BMP Plan Symbols

<u>TITLE</u>	<u>KEY</u>	<u>SYMBOL</u>
STOCKPILE MANAGEMENT W/ PROTECTION IN ROADWAY	 SPR	
STRAW BALE BARRIER	 SBB	
SEDIMENT TRAP	 ST	
TEMPORARY SEEDING	 TS	
TERRACING	 TER	
TEMPORARY STREAM CROSSING W/CULVERT	 TSCC	
TEMPORARY STREAM CROSSING W/FORD	 TSCF	
TEMPORARY SLOPE DRAIN	 TSD	

Construction BMP Plan Symbols

TITLE	KEY	SYMBOL
VEHICLE TRACKING CONTROL		
VEHICLE TRACKING CONTROL W/ WHEEL WASH		
VEHICLE TRACKING CONTROL W/ CONSTRUCTION MAT		
VEHICLE TRACKING CONTROL W/ TRM	